


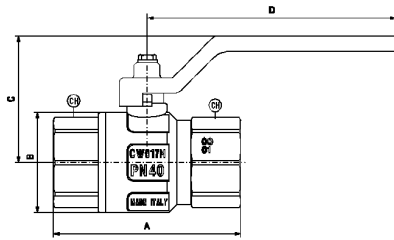
BALL VALVES FOR GAS

066

LONDON[®] BALL VALVE, FULL FLOW




Female/female threads
Lever handle in steel
 Body in nickel-plated brass
 Minimum and maximum working temperatures:
 -20°C, 60°C (class T2 under EN331)
 Threads: ISO 7/1 Rp parallel
 (equivalent to DIN EN 10226-1 and BS21)



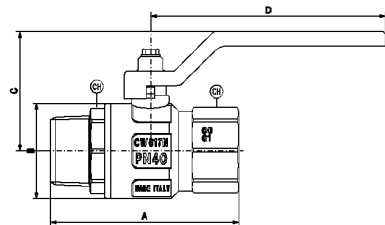
SIZE	1/4"	3/8"	1/2"	3/4"	1"	1 1/4"	1 1/2"	2"
A (mm)	49.5	52.4	61	68	85	99.5	109	130
B (mm)	23.5	24	30.5	37	45.5	58	71	85
C (mm)	37	37	48.3	54.8	58.8	75	90	97
D (mm)	80	80	88.5	113	113	137.5	157.3	157.3
CH (mm)	18	21	25	31	38	47	54	66
WORKING PRESSURE Kg/cm ² bar	5	5	5	5	5	5	5	5
WORKING PRESSURE PSI	72.5	72.5	72.5	72.5	72.5	72.5	72.5	72.5

067

LONDON[®] BALL VALVE, FULL FLOW



Male/female threads
Lever handle in steel
 Body in nickel-plated brass
 Minimum and maximum working temperatures:
 -20°C, 60°C (class T2 under EN331).
 Female thread: ISO 7/1 Rp parallel
 (equivalent to DIN EN 10226-1 and BS21)
 Male thread: ISO 7/1 R taper
 (equivalent to DIN EN 10226-1 and BS21)



SIZE	1/4"	3/8"	1/2"	3/4"	1"	1 1/4"	1 1/2"	2"
A (mm)	56.9	58.9	68	75.5	90.5	150	115.5	135.5
B (mm)	23.5	24	30.5	37	45.5	58	71	85
C (mm)	37	37	48.3	54.8	58.8	75	90	97
D (mm)	80	80	88.5	113	113	137.5	157.3	157.3
CH (mm)	18	21	25	31	38	47	54	66
WORKING PRESSURE Kg/cm ² bar	5	5	5	5	5	5	5	5
WORKING PRESSURE PSI	72.5	72.5	72.5	72.5	72.5	72.5	72.5	72.5



ART.
066-
067